

# VOLUME 3: ADVANCED



## Where Melodies Resonate

Written by Sophia Suwiryono

01.23

05.49



# CONGRATULATIONS!

You've made it to the advanced stage!!

WOOHOO!




This level isn't about learning the basics anymore. This level is about discovery, your creativity, and mastery. The prompts within this book are designed to challenge you and spark ideas to help you hear music in different ways. You should treat each prompt as an open door of exploring, experimenting, and pushing yourself beyond what you know.



YOUR MELODIES DON'T  
JUST EXIST HERE.  
THEY SHINE AND  
RESONATE:)

I recommend getting staff  
paper from online before  
starting any of these  
prompts:)

It will be very beneficial to  
preserve your work!!






# Deep Listening



PROMPT 1: CHOOSE ONE PIECE OF MUSIC YOU LOVE  
LISTEN TO IT 3 TIMES.

1. FOCUS ON THE MELODY
2. FOCUS ON THE HARMONIES AND THE COLORS OF  
THE SOUNDS WITHIN
3. IMAGINE THE STORY OR LANDSCAPE BEHIND IT



PROMPT 2: FIND A NEW  
RECORDING.

Don't peek at the title!  
Write down the images  
or emotions that it  
sparks. Then check the  
title...were you close?

COMPOSER TIP: LISTENING WITH "LAYERS" MAKES YOU  
HEAR LIKE A COMPOSER!



# The Composer's Mindset



Prompt 3: Imagine you are Bach, Beethoven, or Chopin. Take a simple nursery tune like Twinkle Twinkle Little Star and rewrite it in their style.

Prompt 4: Create a short musical portrait of someone you know. Use rhythm, tempo, and dynamics to describe their personality.



Think of these prompts as role playing through music.






# Precision vs. Passion




Prompt 5: Choose a piece... you can play  
and perform it two ways:

- With perfect precision.
- With maximum emotion (even if it bends the rules.)
- REFLECT: Which version felt more powerful?



Prompt 6: Record yourself and listen as if  
you were in the audience.

- Write three things you'd want the performer to change, then try again.






# Improviser's Playground




Prompt 7: Go to the piano with no plan. Play freely for 5 minutes. Afterwards, capture one idea you want to keep.



Prompt 8: Pair your music with another art form like drawing, poetry, or create a dance




movement inspired by your piece.



Composer's tip: Creativity grows when you connect the arts together.

# Resonance and Reflection

At the advanced stage, music is no longer about playing the right notes. It's about resonance! What matters most is how deeply your sound vibrates within YOU and within OTHERS.



Let these prompts guide you to create music that doesn't just speak but connects, inspires, and lasts!!!

# FUN BONUS CHALLENGE

Try 1 each week:

- Write a melody using only black keys.
- Compose something that sounds like rain, fire, or the night sky.
- Take one of your sketches and expand it into a full piece.
- Play your piece for a friends and ask what story they hear.

GOAL: Keep music playful, even when it's advanced :)



# SOUND PALETTE CHALLENGE



As a composer, your imagination becomes your most powerful instrument! These prompts will challenge you to think like a composer and paint with sound.



Pick a color:



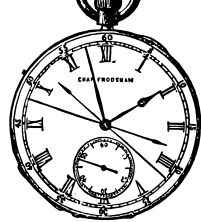
Compose a short melody that sounds like that color. Use tone, register, and dynamics to express it.



Composer tip: Painters use brushes, composers use sound. Explore tone and texture like how an artist mixes paint!!



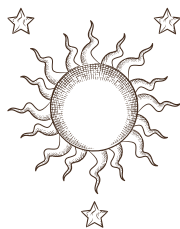
# Time Traveler



Imagine your piece in a different time period.



- WHAT IF Chopin Lived in this modern era?
- WHAT IF you Lived in Mozart's era?



Rewrite your melody in that historical style and notice what changes:  
Harmony? Rhythm?? Emotion???

# Global Groove

Listen to music from

another culture (African  
drumming, Indian raga,

Japanese koto, Latin tango).



Create your own short piece  
inspired by it, blending its  
rhythm or mood into your  
interpretation.

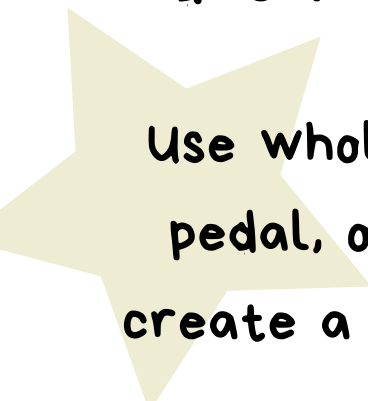
Composer Tip: Music is a universal language.  
Borrow it respectfully and blend it  
creatively:)





# Dream Sequence

Compose a piece that feels like a dream. It can be a dream you had before, or a dream you wish of.



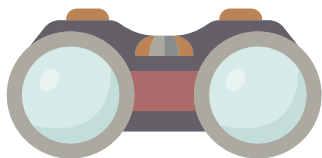
Use whole tone scales, soft pedal, or slow rhythms to create a specific atmosphere.

Composer Tip: Dreams don't follow rules. Neither should your imagination.



# Hidden Message Challenge

Write a melody where the letters of your name (or a word you love) become the notes.



EXAMPLE: SOPHIA -> S (E),  
O (B), P (D), etc.

Can you make it sound  
natural and musical?


# Mini Film Score

Imagine a short movie scene...

-A CHASE  
-A DANCE  
-A GOODBYE.

Write 30 seconds of music that follows the emotions. Think about the pacing, silence, and impact.


Composer Tip: Every good film composer is a storyteller first.



# ~CODA~

"YOU BEGAN AS A LEARNER. YOU  
FINISH AS A CREATOR.  
LET YOUR MELODIES CONTINUE TO  
GROW, INSPIRE, AND RESONATE."

-Sophia Suwiryo





Website: [keysofcreation.org](http://keysofcreation.org)

Instagram/Facebook: @keysofcreationproject

Email: [keysofcreation9@gmail.com](mailto:keysofcreation9@gmail.com)

©2025 Keys of Creation Project